

6 Support Facilities**Support Facilities Supporting Data**

The purpose of the Support Facilities Element is to ensure the provision of support facilities to meet University needs during the planning period.

1. Inventory and Analysis of Existing Conditions**1.a. Inventory of Existing Support Building Space**

Table 6.1 shows an inventory of existing building spaces on the Main Campus that are used for support facilities. Support spaces are identified in the Guidelines in four categories: administrative offices, physical plant, general auxiliary (such as day care), and student support services and activities. Individual building total NASF and GSF are shown as well as NASF and GSF subtotals for each category. Area for temporary buildings was not included.

Figure 6.1 shows in graphic form the location of these support facilities, categorized by the same four types of use as above. When compared with **Figure 4.4**, it can be seen that **Figure 6.1** shows, by category, all of the non-athletic facilities identified as “support” on **Figure 4.4**.

Table 6.1.a Inventory of Existing Support Building Space-Main Campus

ADMINISTRATIVE	BUILDING NUMBER	NASF	GSF
Westcott Building	1	68,135	115,194
Dodd Hall	4	24,962	50,052
Shaw Telecommunications	11	13,610	24,028
Johnston Building	17	75,198	105,673
Institute for Art Education	24	1,365	1,919
College of Law Rotunda	48	9,643	21,810
Longmire Building	72	20,261	44,712
Tanner Public Safety Facility	76	14,757	26,672
Alumni Center (Former Presidents Res.)	86	4,900	7,044
Village Green- Cawthon House	202	1,398	2,900
Village Green-Caldwell House	203	2,940	4,246
Village Green-Damon House	204	2,275	4,256
Village Green-Ausley House	205	1,543	3,242
University Center Building A	223	144,860	227,472
University Center Building C	225	144,969	243,276

Revised: 02 June 2011

SUPPORTING DATA**2008 UPDATE****6 Support Facilities**

ADMINISTRATIVE	BUILDING NUMBER	NASF	GSF
Center for Civic Education	296	3,345	4,934
Stavros Center	394	3,699	5,507
Employee Assistance Program	437	2,129	3,277
EH&S Building Code Admin.-Aramark	445	2,161	3,277
Library Technical Facility Offices	454	11,977	15,000
Portable Building-EHS	241	700	740
Marine Lab-Modular Building	462	4,179	5,700
Alumni Center Facility	465	18,175	31,700
Subtotal		577,181	952,631

Table 6.1.a Inventory of Existing Support Building Space-Main Campus (continued)

PHYSICAL PLANT	BUILDING NUMBER	NASF	GSF
Central Utilities Plant	30	3,552	23,223
Fire Alarm Management Office Corner Store	31	758	1,006
Satellite Utilities Plant	33	5,683	6,006
Mendenhall Maintenance Building A	77	54,529	75,115
Mendenhall Maintenance Building B	78	10,457	18,032
902-904 Wildwood	141	1,183	1,456
Zone Maintenance Facility	249	1,414	1,613
Westcott Welcome Center	255	73	279
Maintenance Flammable Storage	292	216	253
Recycling Center- Madison Street	461	2,815	3,772
Warehouse #3, 813 Lake Bradford	490	6,000	6,100
Warehouse #4, 813 Lake Bradford	491	11,500	11,900
Subtotal		98,180	148,755

Revised: 02 June 2011

SUPPORTING DATA
6 Support Facilities**2008 UPDATE****Table 6.1.a Inventory of Existing Support Building Space-Main Campus (continued)**

GENERAL AUXILLIARY	BUILDING NUMBER	NASF	GSF
Parking Garage	70	340,583	352,920
Union Post Office Building	199	17,293	26,556
University Center Building B	224	47,676	83,470
Postal Services Storage Building	232	142	150
Gate Control Booth- University Center	258	315	360
Child Care Center	270	2,206	4,068
Campus Services Building	468	2,613	4,588
Printing and Postal Services Facility	469	8,181	9,460
University Center-Building D	226	114,370	228,603
Bus Stop-Academic Way	375	0	240
Parking Garage #2	378	300,492	325,500
Bus Stop-Chieftan	435	0	240
Howser Ticket & Concession	456	1,541	2,700
Howser Batting Tunnel	457	8,698	8,900
Howser Grounds Maintenance	458	1,271	1,400
Howser North Gate	459	169	206
Bus Shelter-Stadium Drive	485	0	250
M. L. Track Restrooms	486	0	2,113
West Dining Facility	488	14,140	17,010
Parking Garage #3	4006	508,000	513,030
Subtotal		1,367,690	1,581,764

Revised: 02 June 2011

SUPPORTING DATA**2008 UPDATE****6 Support Facilities****Table 6.1.a Inventory of Existing Support Building Space-Main Campus (continued)**

STUDENT SUPPORT SERVICES	BUILDING NUMBER	NASF	GSF
Leach Student Recreation Center	26	85,868	120,800
Thagard Health Center	28	21,115	35,088
Oglesby Union—Turner Building	51	37,186	96,150
International Students House	107	5,505	8,708
Haskin Circus Complex	117	3,838	5,871
Oglesby Union- Crenshaw Building	193	11,394	12,580
Oglesby Union-Activities Building	194	22,464	41,749
Oglesby Union-Moore Auditorium	195	5,211	8,688
Oglesby Union-Davis Building	196	35,921	64,368
CPE Ceramics-Dunwoody Street	211	562	667
CPE Woodworking- Dunwoody Street	213	505	667
Intramural Fields Facility	254	1,120	2,811
Student Life Building	260	32,552	52,500
Women's Center	299	1,656	2,360
Student Services Building	379	28,505	57,588
Black Student Union	433	949	1,871
Subtotal		294,351	512,466

Table 6.1.b Inventory of Existing Support Building Space-Southwest Campus

ADMINISTRATIVE	BUILDING NUMBER	NASF	GSF
Opera Scene Shop	056	6,000	6,100
Property Records, Warehouse #1	295	6,394	7,200
Property Records, Warehouse #2	297	6,359	7,200
Oceanography Storage	370	3,953	4,080
Controller Warehouse	493	6,500	6,690
Subtotal		29,206	31,270

GENERAL AUXILLIARY	BUILDING NUMBER	NASF	GSF
Golf Course	59	0	120
Middleton (David J) Golf Center	62	18,722	30,326
Housing Warehouse #2	298	6,812	7,200
Housing Warehouse #1	300	7,424	7,740
Business Services Warehouse	492	7,754	8,055
Subtotal		40,712	53,441

Revised: 02 June 2011

SUPPORTING DATA**2008 UPDATE****6 Support Facilities****6.1.c. Inventory of Existing Support Building Space-Panama City Campus**

ADMINISTRATIVE	BUILDING NUMBER	NASF	GSF
Faculty Annex B	1013	1,371	2,404
PC Administrative Service Center	1014	9,050	14,250
Subtotal		10,421	16,654

Source: FSU University Space Management System (USMS)- Building Summary, October 2006.

1.b. Inventory of Intercollegiate and Intramural Athletic Facilities

The FSU Main Campus supports a wide variety of athletic activities. FSU has a first-class football stadium that seats 82,300 and serves as a major campus focal point of activity. The campus also has excellent baseball, swimming, tennis, gymnasias, and other intercollegiate athletic facilities.

Table 6.2 shows the total number of intercollegiate ball fields, courts, etc. on the Main Campus of FSU. Usage figures are included where available. Games in the softball, baseball, basketball, and volleyball facilities are held according to NCAA guidelines and schedules. Numbers in parentheses indicate that those fields are counted elsewhere. For instance, in **Table 6.2**, the total numbers of basketball and tennis courts are shown first, and then are broken out by sex of user. Also, in **Table 6.3**, the intramural fields support either four simultaneous football games, three soccer games, or three softball games (etc.). Acreage figures are rounded to the nearest acre and correspond to the shaded areas on **Figure 6.2**.

TABLE 6.2 Main Campus Intercollegiate Athletic Fields/Courts

SPORT	GAME	PRACTICE	LOCATION/ACREAGE	USE
Football	1	4	18.16 Acres (includes Bobby Bowden Field, football practice fields & band practice field)	Game: 46 days/yr. Practice: 90 days/yr. Also, daily summer use
Softball	1	Same	2 Acres	
Baseball	1	Same	4.92 Acres	
Basketball	1	4	Civic Center	Men & Women
Volleyball	1	3	Tully Gym	

Revised: 02 June 2011

SUPPORTING DATA**2008 UPDATE****6 Support Facilities**

SPORT	GAME	PRACTICE	LOCATION/ACREAGE	USE
Tennis	12	Same	2.07 Acres	Year around use (also rec users)
Track	1	Same	3.96 Acres Mike Long Track	Year around use (also by recreational users)
Golf		1	Courses at Southwest campus	
Soccer	1	Same	4.67 Acres	
Swimming	1	Same	Share Leach pool with Student Recreation	336 days/yr (also by recreational users)

Source: FSU Recreation Department, September 2006

Intramural facilities also provide a variety of recreational opportunities. Beginning in 2007-08, these facilities will be concentrated in two locations: the western side of the Main Campus and on the western side of the Southwest Campus. The Main Campus locations are close enough to provide easy access to all FSU users. The Southwest Campus location will require a short drive or shuttle transportation for Main Campus residents.

The centerpiece of the recreational activity at FSU is the Bobby E. Leach Student Recreation Center, which opened in 1991. In 2005, the Leach Center had over 885,000 visits. Tully Gymnasium, shared by the Physical Education department and Athletics department, also provides space for intramural as well as athletic activities.

Outdoor recreational field space (a.k.a. “intramural playing fields”) traditionally supports not only intramural teams, but club teams (a.k.a. “extramural teams”), and informal teams (a.k.a. “open recreation” or “pick-up games”). Two complexes will comprise the outdoor recreational field space of FSU beginning in late 2007.

The first phase of the new Intramural Sports Outdoor Complex, located on the Southwest Campus and scheduled to open in 2007, will encompass 64.4 acres of green space including 33.5 playable acres and 30.9 acres of additional space. The first phase of the 104-acre project will support flag football, volleyball, soccer, softball, lacrosse, rugby, and ultimate Frisbee. A second, unfounded phase that encompasses the remaining acreage of the property would support tennis, sand volleyball, outdoor basketball, roller hockey, and Frisbee golf.

Revised: 02 June 2011

6 Support Facilities

With the new Intramural Sports Outdoor Complex and the current 12 acres of intramural field space on the Main Campus, the amount of outdoor field space would be satisfactory of a student population of up to 40,000 students.

Similar to outdoor recreation field space, indoor recreational court space traditionally supports not only intramural teams, but club teams and open recreation. Currently, the Leach Center houses the only fully-dedicated court space for such use with 3 full-size basketball courts. Four basketball courts in Tully Gymnasium are utilized for recreational activities on a limited basis as time in this facility is shared with the Physical Education department and the Athletics department. Indoor recreational court space supports traditional sports such as basketball and volleyball along with dodgeball, indoor soccer, fencing, and karate.

It is generally felt that, while intercollegiate facilities are satisfactory at this time, indoor recreational court space is inadequate to support the current heavy use.

Table 6.3 shows the number of ball fields, courts, and etc. information for intramural/extramural activities. Although there is some sharing of facilities between intercollegiate and intramural facilities, identification has been made based on primary use. The FSU band field is also used secondarily for intramural recreation, but it has not been included with the primary recreation fields.

TABLE 6.3 Main Campus Intramural Athletic Fields/Courts

SPORT	FIELD/COURT	LOCATION/ACREAGE	USE/PARTICIPATION IN 2005
Basketball	4	Tully Gym	386 IM teams/2,591*
Volleyball	4	Tully Gym	126 IM teams; 1,090
Dodgeball	4	Tully Gym	231 IM teams/1,757
Badminton	6	Tully Gym	
Football	4	12 acres, IM Complex	316 IM teams/3,964*
Soccer	4 (shared w/ football)		209 IM teams/2,436*
Kickball	4 (shared w/ football)		236 IM teams/2,066
Softball	3 (shared w/ football)		257 IM teams/ 3,367*
Lacrosse	1 (shared w/ Band & Athletics)		No intramural activities

*Teams & participants turned away in these sports due to lack facility space

Source: FSU Recreation Department, September 2006

Revised: 02 June 2011

6 Support Facilities

Figure 6.2 shows in graphic form the intercollegiate and intramural athletic facilities for the Main Campus of FSU as in **Tables 6.2** and **6.3**, facilities have been designated based on primary use.

1.c. Projections of Future Enrollment

Table 6.4 shows the existing and projected student enrollment figures for FSU. This information is repeated here for reference and is taken from this document, Element 2.

TABLE 6.4 Projections of Future Enrollment

Classification	Preliminary Fall 2006	Projected 2009-2010	Projected 2014-2015
Undergraduate FTE	27,068	27,888.2	29,310.8
Graduate FTE	6,041.4	6,411.2	7,078.4
College of Medicine FTE	405.9	405.9	656
Total FTE	33,515.3	34,705.3	37,045.2

Source: FSU Office of Institutional Research Website: www.ir.fsu.edu

1.d. Space Use Standards

The State University System does not have space use standards for support space types. Support area needs are calculated from FTEs.

1.e. Existing Space Utilization

FSU does not record space use for the space types listed in 1.a. above. Support area needs are calculated from FTEs

2. Future Needs/Requirements**2.a. Projection of Future Support Service Activities**

Florida State University is planning major expansion in all four areas of support facilities. The new Student Success Facility, currently in the design phase, will provide support space for the Career Center, the LEADS program, and the Center for Civic Education. The master plan also depicts several projects intended to expand and/or renovate portions of the Oglesby Student Union. The showcase of this expansion is the planned Academic Community Complex, which will provide opportunities to better integrate academic and student support activities.

In the area of administrative space, the University routinely reviews its current inventory of space and seeks to balance the need for new space in as efficient manner as possible. Though there are no plans to construct new administrative buildings at any

Revised: 02 June 2011

6 Support Facilities

of the three sites included in the Campus Master Plan, there are a number of smaller initiatives being considered to improve existing administrative areas on campus. For example, the proposed renovation of Ruby Diamond Auditorium may result in the creation of new office space in the planned lobby expansion. There is also a current project that is looking into providing enhanced security improvements at Tanner Hall, which houses the University's Police Department.

In the area of general support space, the University has completed during the last planning period two significant enhancements to campus food service operations. Both the West Campus Dining Facility and the Suwanee Dining Hall provide the campus community with new and improved food service options. During the next planning period, the Department of Business Services expects to continue its on-going efforts to provide students better food service and commercial venues. Also planned is the reconstruction of the Turnbull Center to provide needed space for this popular and well-utilized facility.

For physical plant functions, FSU is currently in the process of constructing a new Administrative Services Center at the Panama City Campus, which will house traditional administrative functions such as Facilities, Receiving, and Police Departments. Funding has also been requested to start the development of the first phase of a new complex for the Facilities Department on the Main Campus. When completed, this project will allow the department's existing space in the Mendenhall Maintenance Building to be reallocated for another use and then eventually removed entirely as pressures for building expansion grow in the heart of the campus.

2.b. Analysis/Assessment of Athletic/Recreation Facilities Needs

As mentioned above in 1.b. the Athletic Department has stated that the University's intercollegiate athletic facilities satisfactorily meet the needs of FSU in the near term. However, the Athletic Department hopes to be able to complete several current and future projects. The Department is currently working on two projects that will expand the facilities at the Mike Long Track (on the Main Campus) and construct a new outdoor swimming complex (at the Southwest Campus). In the future, the Department intends to address the facility needs for its tennis programs by either expanding their existing court complex or to start construction on a new complex. Also, the Department intends to modify the existing football practice fields, including the enclosure of at least one field.

Completion of the Intramural Sports Outdoor Complex, with additional acreage tentatively designed for 4 tennis courts, 3 outdoor basketball courts, 1 roller/street

Revised: 02 June 2011

6 Support Facilities

hockey rink, and 2 sand volleyball courts would account for the amount of outdoor field space that would be satisfactory for a student population of up to 40,000 students.

In a 2003 FSU Campus Recreation study of 37 universities around the country including all ACC schools and major Florida schools, it was determined that the average number of students per indoor recreational court for a major university was 3,798. For a student population of 40,000, FSU would need 10 full-size indoor recreational basketball courts to adequately accommodate its patrons. To adequately serve the growing student population with appropriate indoor space, the Leach Center should be expanded and designated mainly for Fitness/Wellness activities and Aquatics. The Leach expansion would reconfigure two existing racquetball courts into an open dumbbell area, reconfigure an additional court to a dedicated circuit training and Personal Training room, reconfigure another court to a dedicated Fitness Testing room with office and storage closet and convert the third Basketball court on the second level back to Basketball from various court sports. If the final expansion of Leach could be accomplished for an additional 2, 500-5,000 sq. ft. this could provide needed Fitness multipurpose room space.

To meet the recreational needs in addition to Fitness on campus, a Satellite Racquets Sports/Basketball/Multipurpose Court facility should be constructed. This indoor facility would include the following:

- 6 Basketball Courts
- 2 Squash Courts
- 2 Racquetball Courts
- 2 Convertible Courts (Squash or Racquetball)
- 1 Court devoted solely to Volleyball/Badminton
- 1 Open court area devoted to Ping Pong (8tables)
- Dedicated area for Cardiovascular Equipment: Elliptical Trainers,
Upright/Recumbent Bikes & Stop Machines
- Dedicated area for stretching with mats and stability balls
- 2 Multi-Weight Stations (No Free Weights)
- 1 Dedicated Combatives Room with padded walls & floor
- 3 Open Multipurpose Rooms for variety of activities & sport groups
- Pro Shop, Service and Check-out Area (for racquet equipment
rental/repair, drinks, merchandise sales, racquet string, etc.)
- Café/TV and Sitting Area

Revised: 02 June 2011

6 Support Facilities

This type of indoor multipurpose space can be utilized for numerous recreational groups. A combatives room with padded floor and walls can support martial arts groups such as aikido and mixed martial arts along with wrestling and grappling. Other open space with higher ceilings and various floor coverings (rubber or carpet) is necessary for recreational groups such as tae kwon do and dance. At present, FSU has a single 500 square foot combatives room. No other multipurpose space is dedicated to recreational needs with some groups using lobby spaces to attempt to accommodate their needs.

To better accommodate the growth of these actives for a 40,000-student population, a combatives room of up to 5,000 square feet and three other open rooms encompassing 15,000 square feet are recommended.

Adjacent to this Satellite Facility, there should also be a 6 lane, Quarter Mile Track around the exterior of the facility, 6 tennis courts for recreational play convertible to outdoor basketball courts.

2.c. Projections of Future Space Utilization

As stated in 1.e. above, FSU does not record utilization for the space types listed in 1.a. above. Support area needs are calculated from FTEs.

2.d. Future Net Support Space Needs

Following are projections of the future (2007-08) net support space needs for support space types as described in the University's most recent Educational Plant Survey. **Table 6.5** shows projections for the Main Campus, and **Table 6.6** shows projections for the Panama City Campus.

TABLE 6.5 Future Net Support Space Needs for Main Campus*

CLASSIFICATION	OFFICES	STUDENT ACADEMIC SUPPORT	GYM	CAMPUS SUPPORT SERVICES
Space Needs	1,262,060	15,727	126,075	165,929
Less Current Inventory	1,066,952	3,521	51,671	158,966
Less Funded Projects	42,699	2,880	0	5,612
Plus Planned Demo	30,479	0	0	13,087
Net Space Needs	182,888	9,266	51,671	14,438
Percent of Need Satisfied	86%	41%	41%	91%

Revised: 02 June 2011

SUPPORTING DATA
6 Support Facilities**2008 UPDATE**

*Quantities for Main Campus include satellite facilities Alligator Point, Ball Marine Lab, Southwest Campus, Mission Road Station, Plant Street, Innovation Park, and Gadsden County.
Source: Supplemental Educational Plant Survey, January 2003.

TABLE 6.6 Future Net Support Space Needs for Panama City Campus

CLASSIFICATION	OFFICES	STUDENT ACADEMIC SUPPORT	GYM	CAMPUS SUPPORT SERVICES
Space Needs	17,095	440	0	2,212
Less Current Inventory	18,583	0	0	2,920
Less Funded Projects	0	0	0	0
Plus Planned Demo	12,546	0	0	1,394
Net Space Needs	4,549	440	0	686
Percent of Need Satisfied	73%	0%	N/A	69%

Source: Supplemental Educational Plant Survey, January 2003.

2.e./f. Projection of Future Support Gross Building Area Needs

Table 6.7 illustrates a projection of future support net and gross building area needs by building increment. The chart also shows a recommendation as to whether future new space needs are best accomplished through renovations (RN), remodeling (RM), or new construction (NC) to existing facilities. Then, **Table 6.8** shows a projection for future athletic field/court needs for the period of this planning study. These figures are based on needs expressed by FSU in order to adequately serve their student, faculty, and staff populations. See **Figure 6.3** for recommended locations.

Revised: 02 June 2011

SUPPORTING DATA
6 Support Facilities

2008 UPDATE

TABLE 6.7.a Projection of Future Support Gross Building Area Needs – Main Campus
 (* = completed, under construction, or previously funded)

Project #	Project Name	(RM)Rmdling, (RN)Rnovtns, (NC)New Const	Academic or Other Programs to Benefit from Projects	Net Assignable Square Feet (NASF)	Gross Square Feet (GSF)
Main Campus - E & G					
Currently Funded Projects					
3*	President's Residence	NC	Campus	7,500	11,000
11*	Satellite Chilled Water Plant II	NC	Campus	7,544	7,861
Plan Years 1-5					
22	Academic Support Building	NC	Facilities	57,201	83,185
Plan Years 6-10					
37	Westcott Bldg. Remodeling	RM	Admin	67,500	83,700
38	Cogeneration Plant #1	NC	Campus	20,000	32,000
Main Campus - AUXILIARY AND OTHER PROJECTS					
Division of Student Affairs Currently Funded Projects					
1*	Student Success Facility, Phase 1	NC	Student Affairs	31,764	46,913
2*	Student Success Facility, Phase 2	NC	Student Affairs	24,000	36,000
11*	Landis Hall Remodeling	RM	Housing	60,000	107,130
12*	Wildwood Residence Halls Phase 1	NC	Housing	115,700	157,728
13*	Degraff Hall Reconstruction	NC	Housing	115,000	157,226
14*	Wildwood Residence Halls Phase 2	NC	Housing	78,800	118,070
Division of Student Affairs Plan Years 1-5					
8	Thagard Building Renovation	RN	Student Affairs	24,000	35,000
15	New Residence Hall Construction	NC	Housing	112,600	164,900
Division of Student Affairs Plan Years 6-10					
4	Oglesby Student Union Renovations, Phase 2	RN	Union	18,000	30,000
5	Oglesby Student Union Expansion, Phase 1	NC	Union	30,000	40,000
6	Oglesby Student Union Expansion, Phase 2	NC	Union	35,000	50,000
7	FSU Flying High Circus Relocation	NC	Circus	20,000	25,000
8	Thagard Building Expansion	NC	Student Affairs	20,000	30,000
9	Leach Recreation Center Expansion	NC	Camp. Rec.	7,000	10,000

Revised: 02 June 2011

SUPPORTING DATA**2008 UPDATE****6 Support Facilities**

TABLE 6.7.a Projection of Future Support Gross Building Area Needs – Main Campus					
continued					
Project #	Project Name	(RM)Rmdling, (RN)Rnovtns, (NC)New Const	Academic or Other Programs to Benefit from Projects	Net Assignable Square Feet (NASF)	Gross Square Feet (GSF)
10	Racquet Sports Complex (see Table 6.2.a)	NC	Camp. Rec.	120,000	156,000
16	Deviney & Dorman Halls Reconstruction	NC	Housing	107,200	156,800
17	Not Used				
Dept. of Business Services Currently Funded Projects					
18*	Building 141 Remodeling	RM	Food Services	1,300	1,500
19	Call Street Café	NC	Food Services	2,100	3,200
20*	Parking Garage No. 4	NC	Parking	300,000	328,000
21*	Parking Garage No. 5/ Conference Center	NC	Parking/CPD	324,000	400,000
22*	Parking Garage No. 6	NC	Parking	300,000	328,000
Dept. of Business Services Plan Years 1-5: none Plan Years 6-10: none					
Dept. of Intercollegiate Athletics Currently Funded Projects					
25*	Mike Long Track Field House Renovation & Expansion	NC/RN	Athletics	8,036	12,326
27*	Athletic Fields Improvements	NC/RN	Athletics	N/A	N/A
28*	Women's Softball Batting Cage	NC	Athletics	7,000	8,000
Dept. of Intercollegiate Athletics Plan Years 1-5					
26	Practice Fields Improvements	NC/RN	Athletics	80,000	92,000
Dept. of Intercollegiate Athletics Plan Years 6-10: none					

Source: FSU See Element 14 Capital Improvement Plan

Revised: 02 June 2011

SUPPORTING DATA
6 Support Facilities

2008 UPDATE

TABLE 6.7.b Projection of Future Support Gross Building Area Needs – Southwest Campus

(* = completed, under construction, or previously funded)

Project #	Project Name	(RM)Rmdling, (RN)Rnovtns, (NC)New Const	Academic or Other Programs to Benefit from Projects	Net Assignable Square Feet (NASF)	Gross Square Feet (GSF)
Southwest Campus E & G					
Plan Years 1-5					
SW15A	Warehouse	NC	Facilities	9,000	10,000
Plan Years 6-10					
SW15B	Warehouse	NC	Facilities	9,000	10,000
Southwest Campus Campus Recreation					
Currently Funded Projects					
SW16*	Intramural Sports Outdoor Complex, Phase 1	NC	Campus Recreation	14,000	16,960
Plan Years 1-5: none					
Plan Years 6-10					
SW17	Intramural Sports Outdoor Complex, Phase 2 (see Table 6.2.b)	NC	Campus Recreation	7,700	10,000
Southwest Campus Intercollegiate Athletics					
Plan Years 1-5: none					
Plan Years 6-10					
SW18	Tennis Courts Expansion	NC	Athletics	17,000	25,000

Source: FSU See Element 14 Capital Improvement Plan

Revised: 02 June 2011

SUPPORTING DATA
6 Support Facilities

2008 UPDATE

TABLE 6.7.c Projection of Future Support Gross Building Area Needs – Panama City Campus

(* = completed, under construction, or previously funded)

Project #	Project Name	(RM)Rmdling, (RN)Rnovtns, (NC)New Const	Academic or Other Programs to Benefit from Projects	Net Assignable Square Feet (NASF)	Gross Square Feet (GSF)
Currently Funded Projects					
PC1*	Administrative Services Center	NC	Facilities/ Academics	11,200	14,250

Source: FSU See Element 14 Capital Improvement Plan

TABLE 6.8.a Projection of Future Racquet Sports Complex Needs for Main Campus

FIELD/COURT	NUMBER	SIZE (EACH)	TOTAL SF
<u>Indoor</u>			
Basketball Courts	6	Standard college basketball	56,000
Racquetball/Squash Courts	6	40 x 20 ft. court + clearance (55 x 20)	6,000
Volleyball/Badminton/Ping Pong	3	Standard College Volleyball	5,400
Dedicated Fitness Areas (3)	1	CV/Multi-Weight/Stretch	20,000
Combatives Room	1	Padded walls & floors	5,000
Multipurpose Space	4	100 ft X 50 ft	20,000
<u>Outdoor</u>			
Tennis/Basketball Courts	6	Standard Size	50,000
6 Lane Track	1	Quarter Mile	Around Facility

Source: FSU Recreation Department, September 2006

Revised: 02 June 2011

**TABLE 6.2.b Projection of Future Intramural Field Needs for Southwest
Campus Outdoor Complex (Phase 2)**

FIELD/COURT	NUMBER	SIZE (EACH)	TOTAL SF
Tennis Courts	4	Standard Size	33,000
Basketball Courts	3	Standard College Basketball	21,000
Street Hockey	1	200 ft X 100 ft	20,000
Sand Volleyball Courts	2	72 X 42 ft w/ clearance	6,300

Source: FSU Recreation Department, September 2006




FIGURE 6.1.1

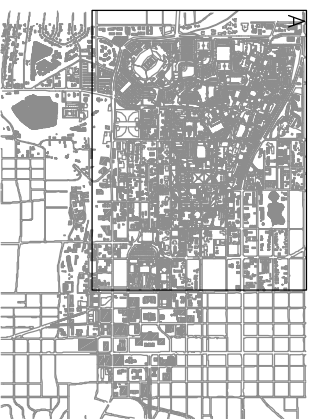
EXISTING SUPPORT BUILDING SPACES

LEGEND:

- GENERAL AUXILIARY
- PHYSICAL PLANT
- ADMINISTRATIVE OFFICES
- STUDENT SUPPORT SERVICES

* Refer to Table A. 1 for building identification

KEY PLAN:



SOURCE:

FLORIDA STATE UNIVERSITY
SPACE INVENTORY
SYSTEM - BUILDING SUMMARY
SITE OBSERVATIONS
COMPREHENSIVE MASTER PLAN
FLORIDA STATE UNIVERSITY
TALLAHASSEE, FLORIDA
SUPPORTING DATA
13 JUNE 2008
REV.: 02 JUNE 2011




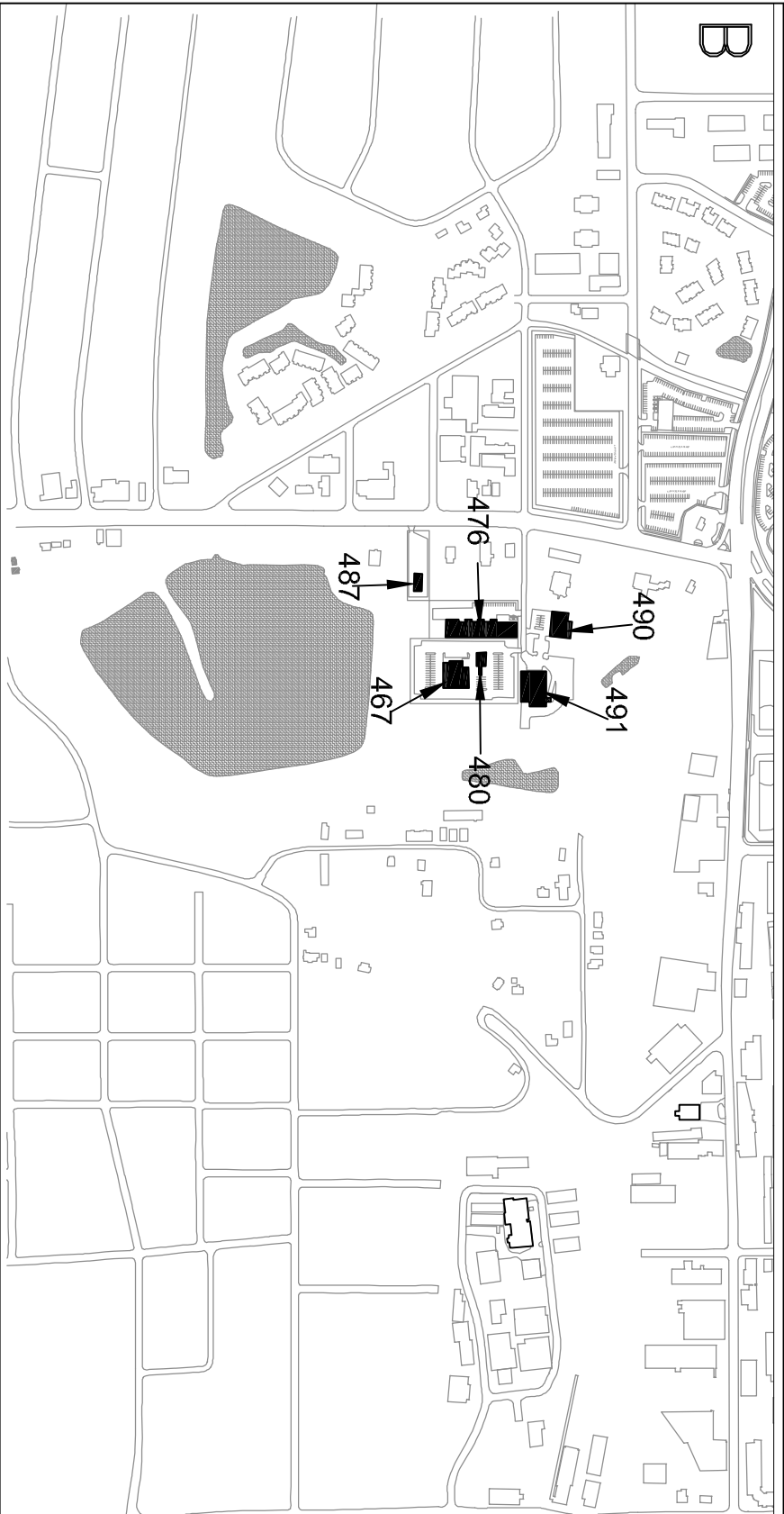


FIGURE 6.1.2

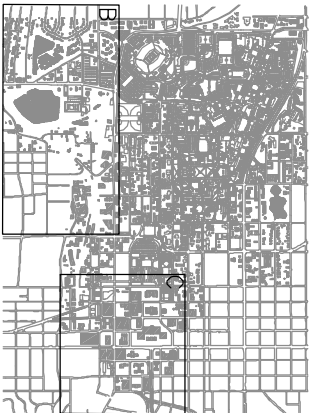
**EXISTING SUPPORT
BUILDING SPACES**

LEGEND:

- GENERAL AUXILIARY
- PHYSICAL PLANT
- ADMINISTRATIVE OFFICES
- STUDENT SUPPORT SERVICES

* Refer to Table A. 1 for building identification

KEY PLAN:

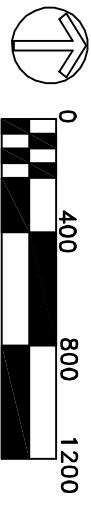


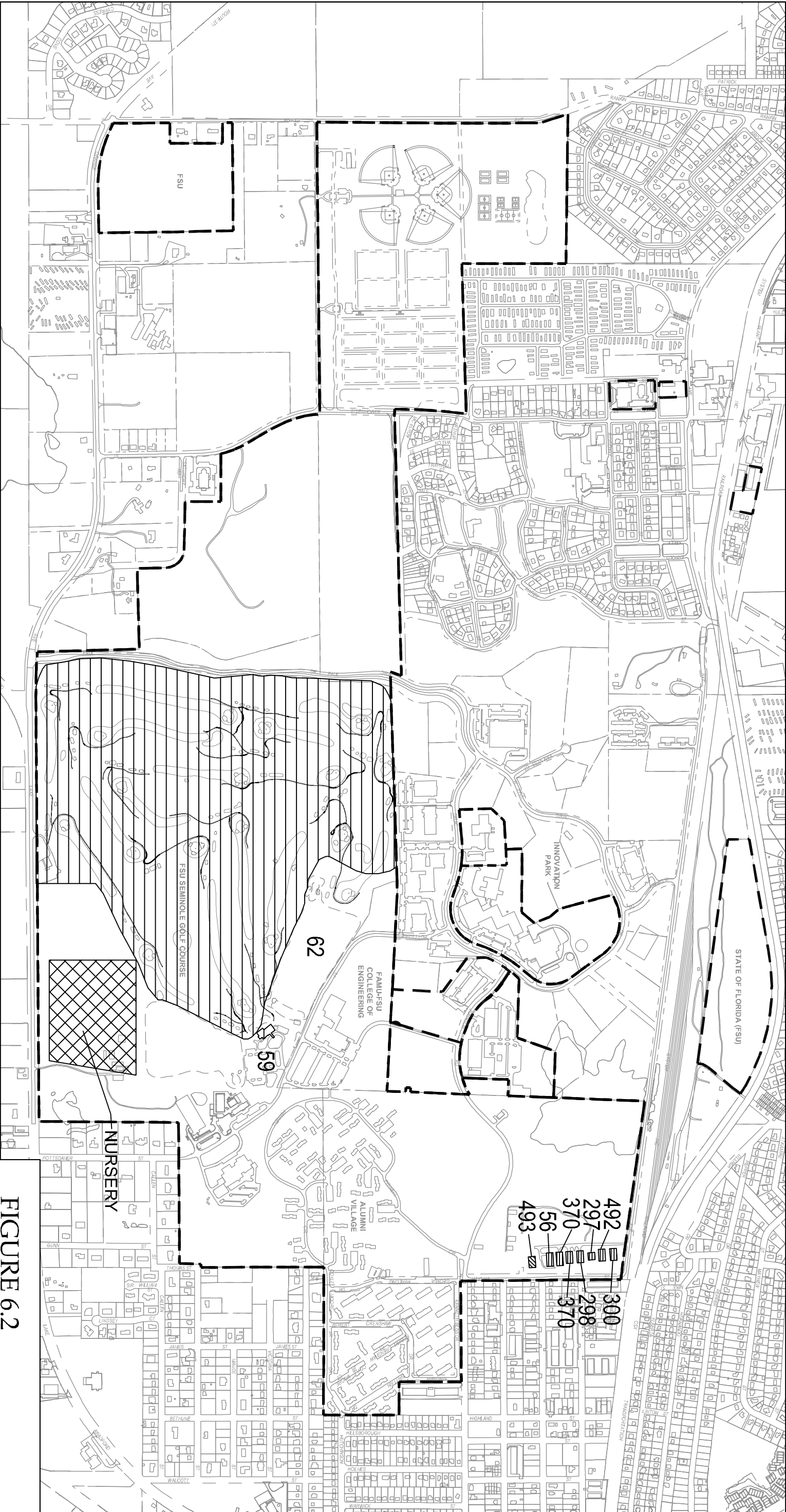
SOURCE:

FLORIDA STATE UNIVERSITY
SPACE INVENTORY
SYSTEM- BUILDING SUMMARY
SITE OBSERVATIONS

COMPREHENSIVE MASTER PLAN
FLORIDA STATE UNIVERSITY
TALLAHASSEE, FLORIDA

SUPPORTING DATA
13 JUNE 2008
REV.: 02 JUNE 2011





LEGEND: ----- CAMPUS BOUNDARY



GENERAL AUXILIARY



ADMINISTRATIVE OFFICES



PHYSICAL PLANT

EXISTING SUPPORT FACILITIES
-SWC

FIGURE 6.2

SD

13 JUNE 2008

REV.: 02 JUNE 2011



SOURCE:
BASEMAP BY FSU
MASTER PLAN BY PARSONS

COMPREHENSIVE MASTER PLAN
FLORIDA STATE UNIVERSITY
TALLAHASSEE, FLORIDA

SOUTHWEST CAMPUS
SUPPORTING DATA




FIGURE 6.3

EXISTING INTER-
COLLEGIATE AND
INTRAMURAL
ATHLETIC
FACILITIES

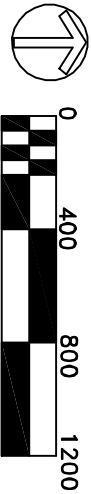
LEGEND:

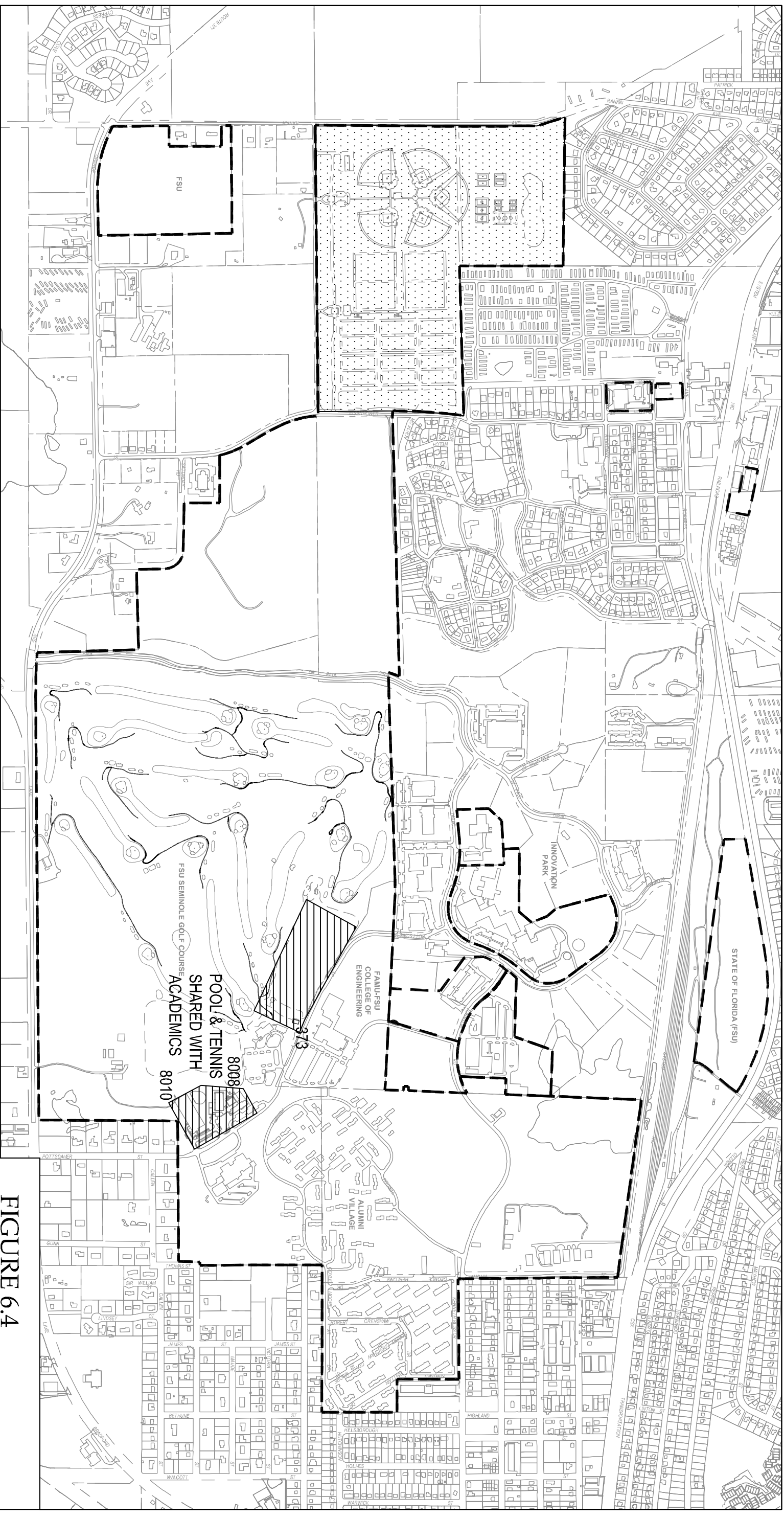
- INTERCOLLEGIATE
- INTRAMURAL

SOURCE:
FLORIDA STATE UNIVERSITY
SPACE INVENTORY SYSTEM
BUILDING SUMMARY,
AND SITE OBSERVATIONS

COMPREHENSIVE MASTER PLAN
FLORIDA STATE UNIVERSITY
TALLAHASSEE, FLORIDA

SUPPORTING DATA
13 JUNE 2008
REV.: 02 JUNE 2011





LEGEND:

----- CAMPUS BOUNDARY



INTERCOLLEGIATE



INTRAMURAL

SOURCE:

BASEMAP BY FSU
MASTER PLAN BY

COMPREHENSIVE MASTER PLAN

FLORIDA STATE UNIVERSITY
TALLAHASSEE, FLORIDA

SOUTHWEST CAMPUS

SUPPORTING DATA

FIGURE 6.4

EXIST. INTERCOLLEGIATE &
INTRAMURAL ATHLETIC FAC.-SWC

SD

13 JUNE 2008

REV.: 02 JUNE 2011






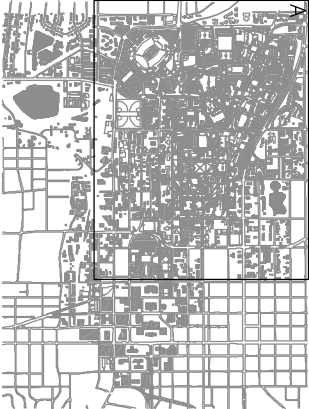
FIGURE 6.5.1

FUTURE SUPPORT LOCATIONS

LEGEND:

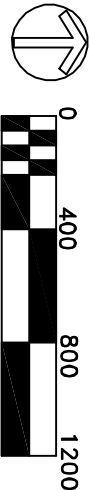
- NEAR-TERM PHASING
(YEAR 1-5)
- LONG - TERM
(YEAR 6 - 10)

KEY PLAN:



SOURCE:
BASEMAP BY FSU
MASTER PLAN BY PARSONS

COMPREHENSIVE MASTER PLAN
FLORIDA STATE UNIVERSITY
TALLAHASSEE, FLORIDA
SUPPORTING DATA
13 JUNE 2008
REV.: 02 JUNE 2011




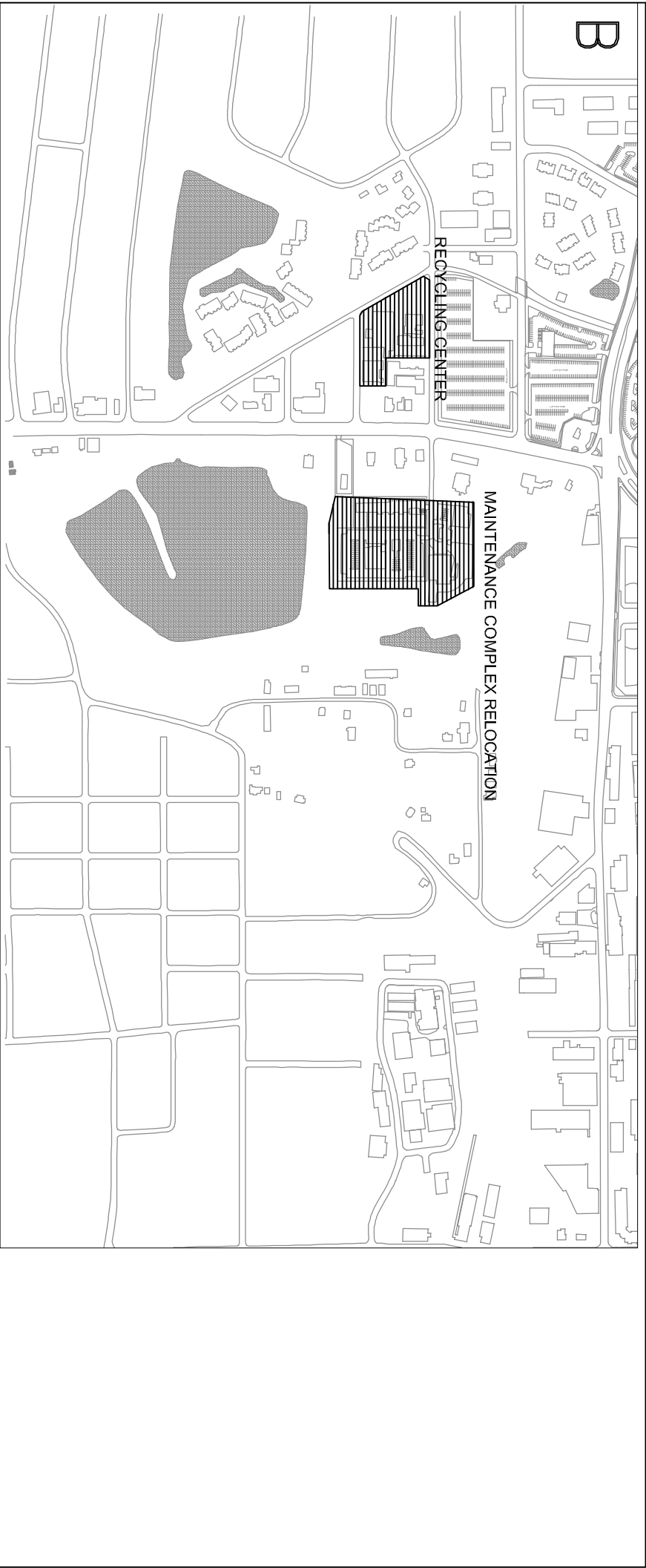
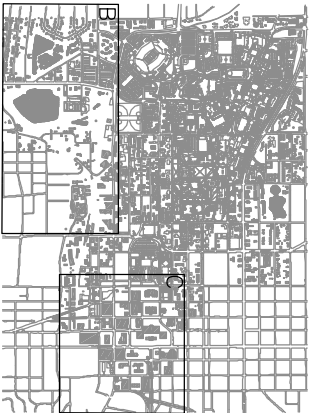


FIGURE 6.5.2

**FUTURE
SUPPORT
LOCATIONS**

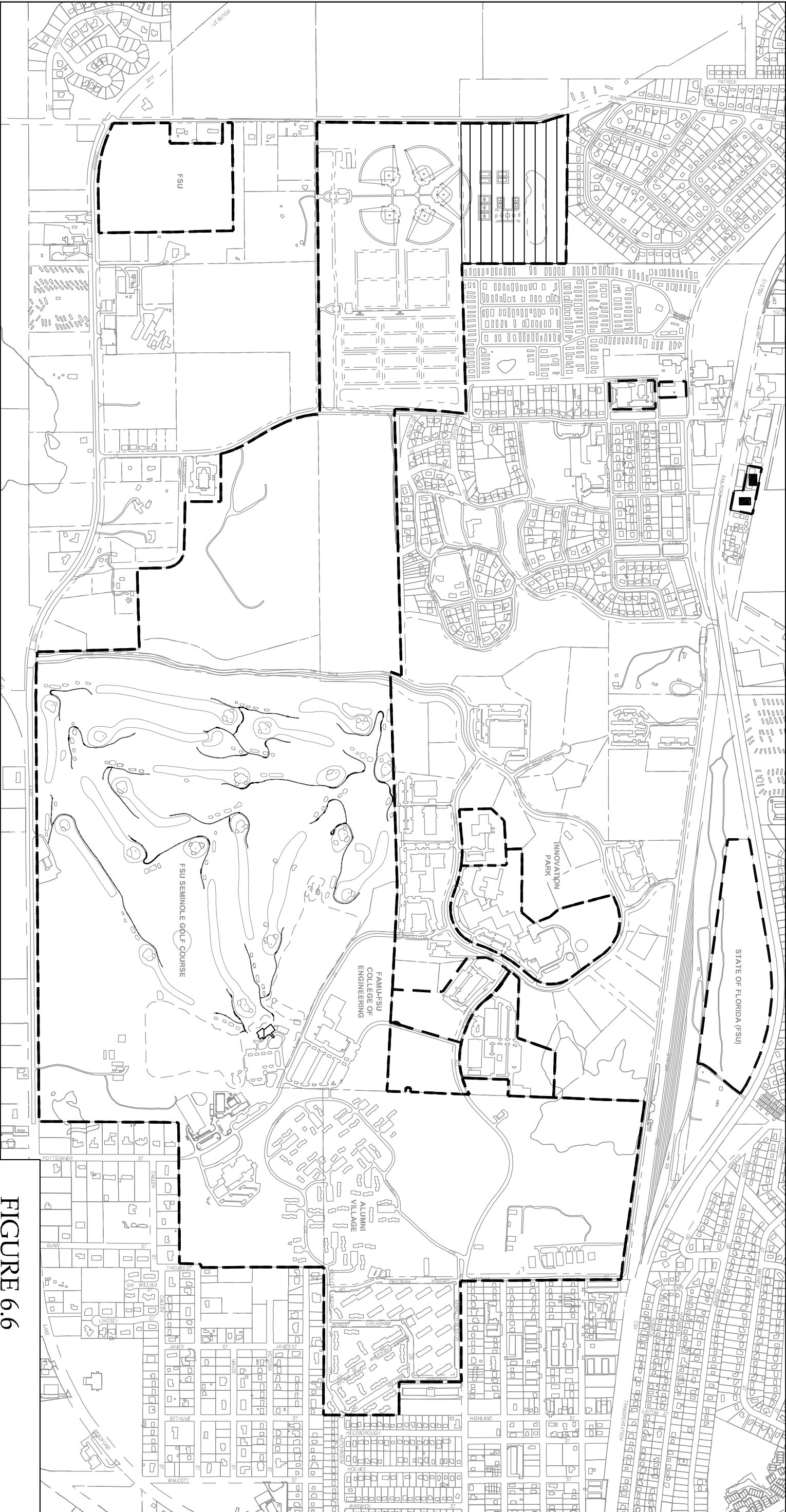
- LEGEND:**
- NEAR-TERM PHASING
(YEAR 1-5)
 - LONG - TERM
(YEAR 6 - 10)



SOURCE:
BASEMAP BY FSU
MASTER PLAN BY PARSONS

COMPREHENSIVE MASTER PLAN
FLORIDA STATE UNIVERSITY
TALLAHASSEE, FLORIDA
SUPPORTING DATA
13 JUNE 2008
REV.: 02 JUNE 2011





LEGEND: ----- CAMPUS BOUNDARY

	GENERAL AUXILIARY
	ADMINISTRATIVE OFFICES
	PHYSICAL PLANT

SOURCE:
BASEMAP BY FSU
MASTER PLAN BY PARSONS

COMPREHENSIVE MASTER PLAN
FLORIDA STATE UNIVERSITY
TALLAHASSEE, FLORIDA

SOUTHWEST CAMPUS
SUPPORTING DATA

FIGURE 6.6

FUTURE SUPPORT FACILITIES
-SWC

SD
13 JUNE 2008
REV.: 02 JUNE 2011

