




FIGURE 11.10
Existing PM Peak
Hour Traffic
West Campus

EXISTING CONDITIONS
LEGEND:

-  45 = Right Turns
-  180 = Thrus
-  63 = Left Turns

SOURCE:

COMPREHENSIVE MASTER PLAN
FLORIDA STATE UNIVERSITY
 TALLAHASSEE, FLORIDA
 SUPPORTING DATA

13 JUNE 2008

