




FIGURE 8.2

FUTURE RECREATION & OPEN SPACE LOCATIONS

LEGEND:

-  NEAR-TERM PHASING
-  INTERMEDIATE-TERM PHASING
-  LONG-TERM PHASING

SOURCE:
BASEMAP BY FSU
MASTER PLAN BY 3D/I

COMPREHENSIVE MASTER PLAN
FLORIDA STATE UNIVERSITY
TALLAHASSEE, FLORIDA
SUPPORTING DATA

13 JUNE 2008

